




Alphabet Tracing - Worksheet

© Copyright www.estudiandoconmama.com

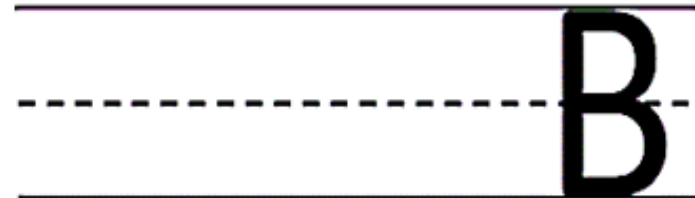
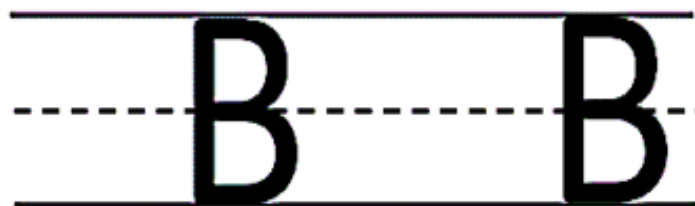
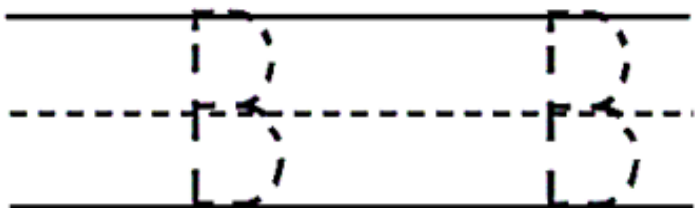
Letter Writing

Handwriting practice area for the letter 'A'. It includes three rows of dashed 'A's for tracing, two rows of solid 'A's for copying, and one row of a solid 'A' for copying. To the right is a red apple illustration. Below the tracing and copying rows are four sets of blank handwriting lines (top solid, middle dashed, bottom solid) for independent practice.



estudiandoconmama.com

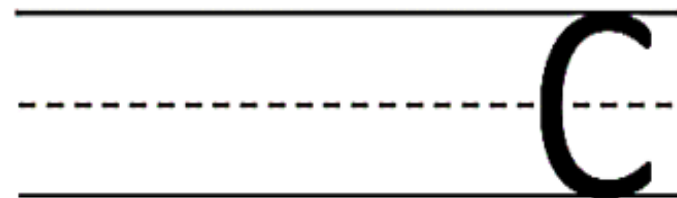
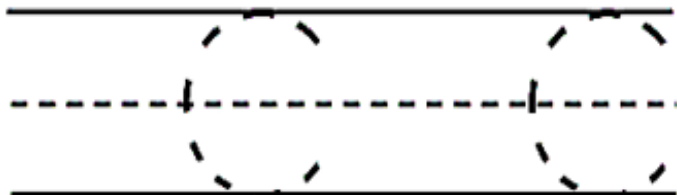
Letter Writing



estudiandoconmama.com

Blank handwriting lines for practice, consisting of a solid top line, a dashed middle line, and a solid bottom line.

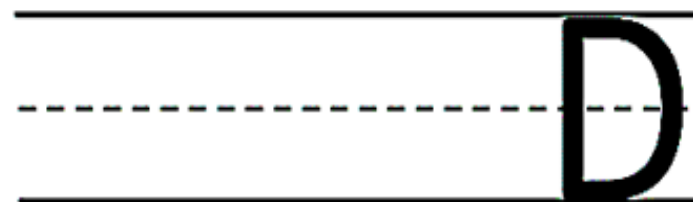
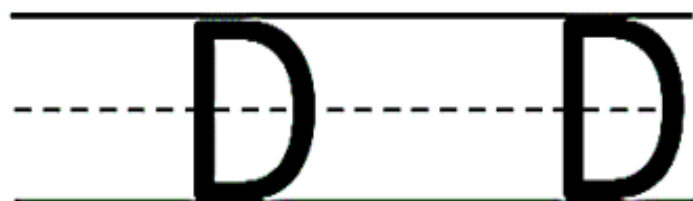
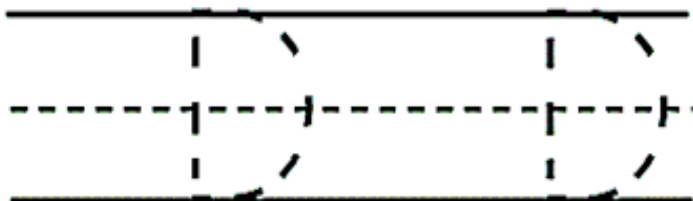
Letter Writing



estudiandoconmama.com

Blank handwriting lines for practice, consisting of a solid top line, a dashed middle line, and a solid bottom line.


Letter Writing



estudiandoconmama.com

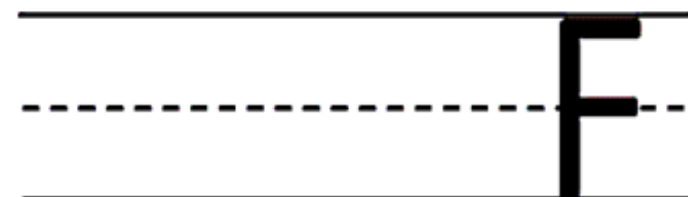

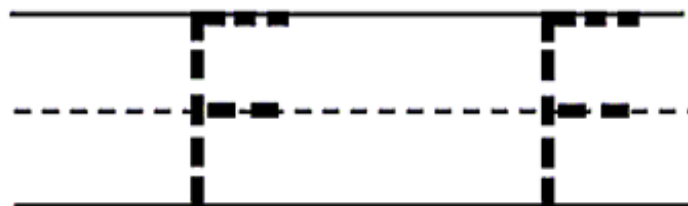


Letter Writing



estudiandoconmama.com

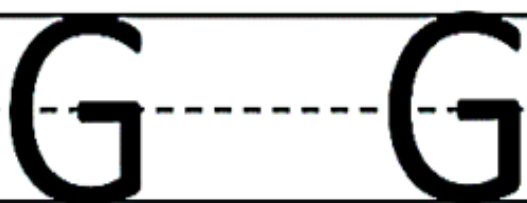
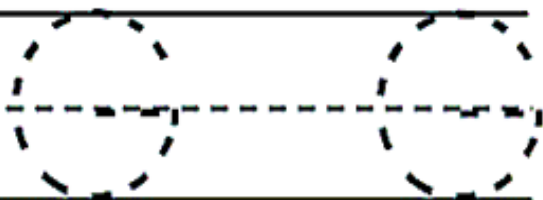
Letter Writing



estudiandoconmama.com

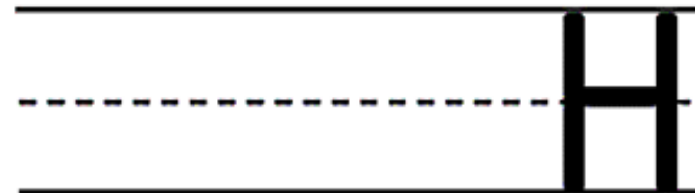
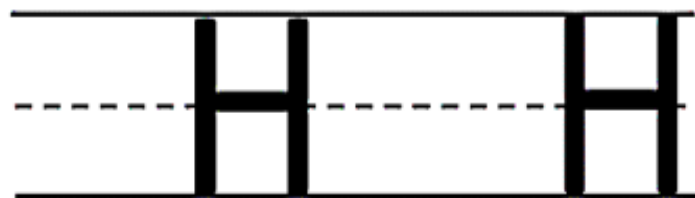
Blank handwriting practice lines consisting of three sets of three horizontal lines (top solid, middle dashed, bottom solid) for practicing the letter F.

Letter Writing



estudiandoconmama.com


Letter Writing



estudiandoconmama.com


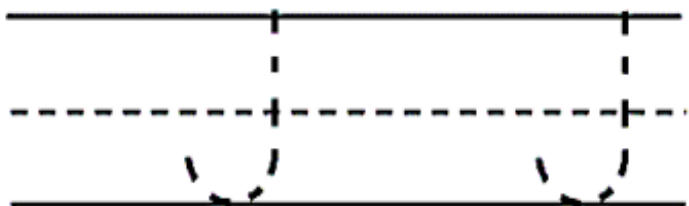
Blank handwriting lines for independent practice, consisting of three sets of solid top and bottom lines with a dashed middle line.

Letter Writing



estudiandoconmama.com

Letter Writing



estudiandoconmama.com

Blank handwriting practice lines consisting of three horizontal lines (top, middle dashed, bottom) repeated four times.

Letter Writing


Handwriting practice area for the letter 'K'. It includes:

- Tracing guide for uppercase 'K' on a four-line grid (top, middle dashed, bottom, and baseline).
- Tracing guide for lowercase 'k' on a four-line grid.
- A yellow key illustration.
- Three sets of blank handwriting lines (top, middle dashed, bottom, and baseline) for independent practice.

estudiandoconmama.com

Letter Writing

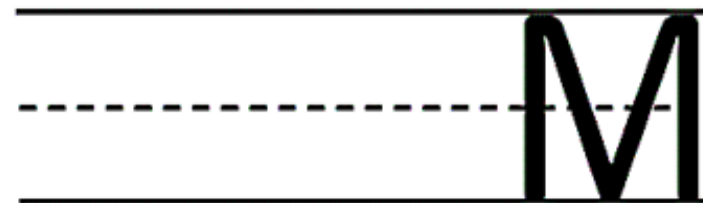
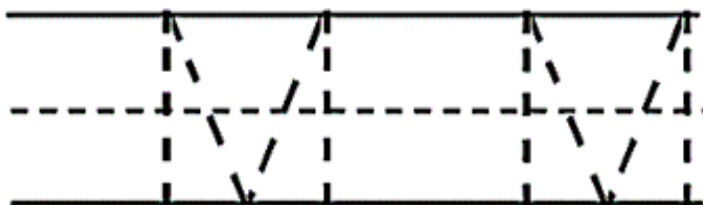
Handwriting practice area for the letter 'L'. It features three sets of horizontal lines (top, dashed middle, bottom) with vertical dashed lines indicating the starting point for writing. The first set shows a dashed 'L', the second shows a solid 'L', and the third shows a solid 'L'. To the right is a cartoon illustration of a lion.



estudiandoconmama.com

Blank handwriting lines for independent practice.


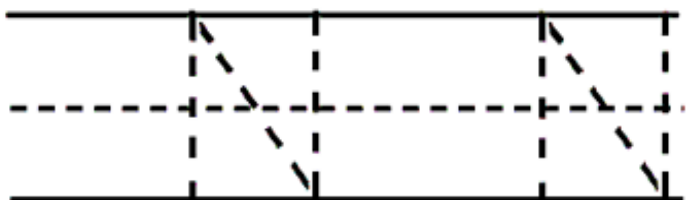
Letter Writing



estudiandoconmama.com

Blank handwriting practice lines consisting of three horizontal lines (top, middle dashed, bottom) for each row.

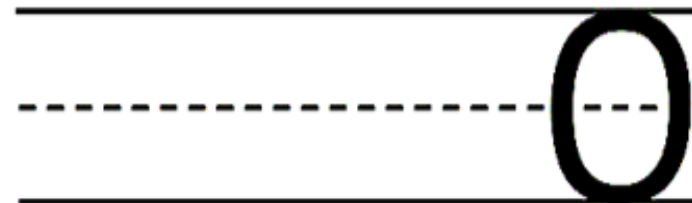
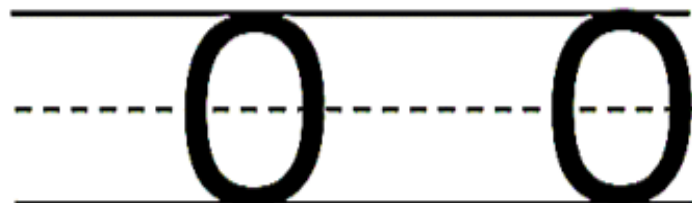
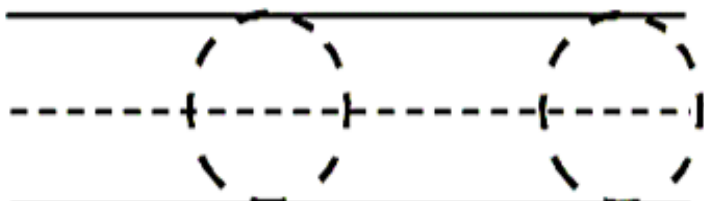
Letter Writing



estudiandoconmama.com

Blank handwriting lines for practice, consisting of four sets of three lines (top, dashed middle, bottom).

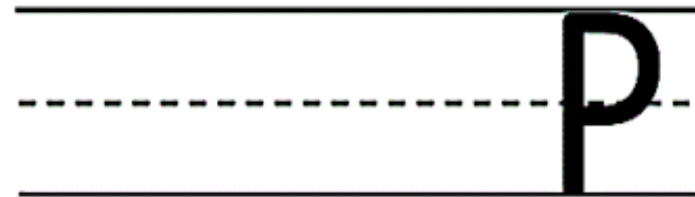
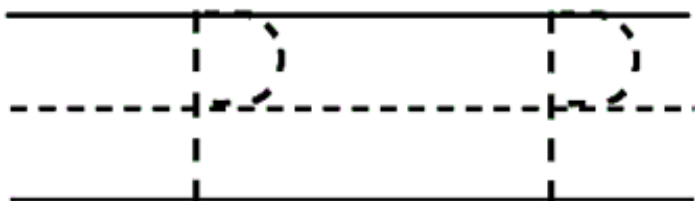
Letter Writing



estudiandoconmama.com

Blank handwriting lines for independent practice, consisting of four sets of three lines (top, dashed middle, bottom).

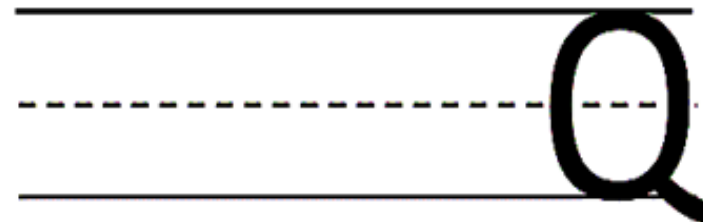
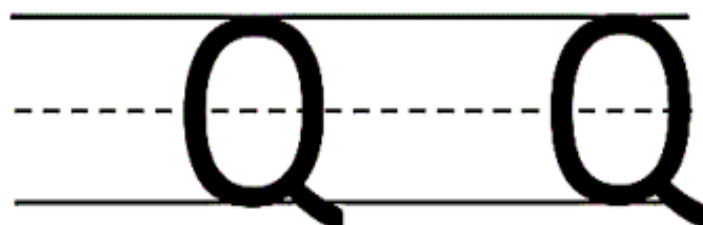
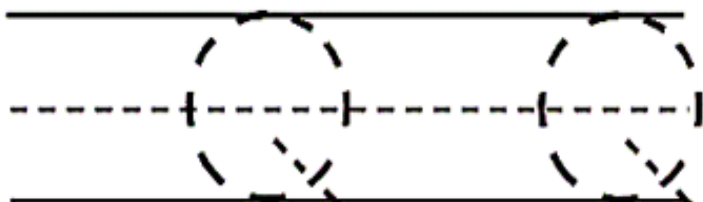
Letter Writing



estudiandoconmama.com

Blank handwriting lines for practice, consisting of four sets of three lines (top solid, middle dashed, bottom solid).

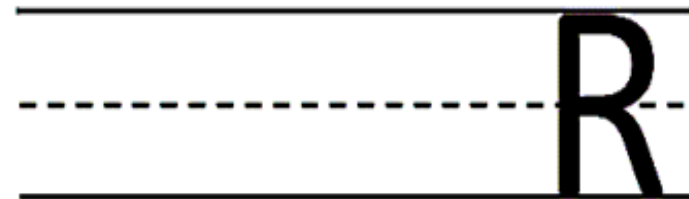
Letter Writing



estudiandoconmama.com

Blank handwriting lines for practicing the letter Q. Each line set consists of a solid top line, a dashed middle line, and a solid bottom line.

Letter Writing



estudiandoconmama.com

Blank handwriting lines for practice, consisting of a solid top line, a dashed middle line, and a solid bottom line.

Letter Writing

S S

S S

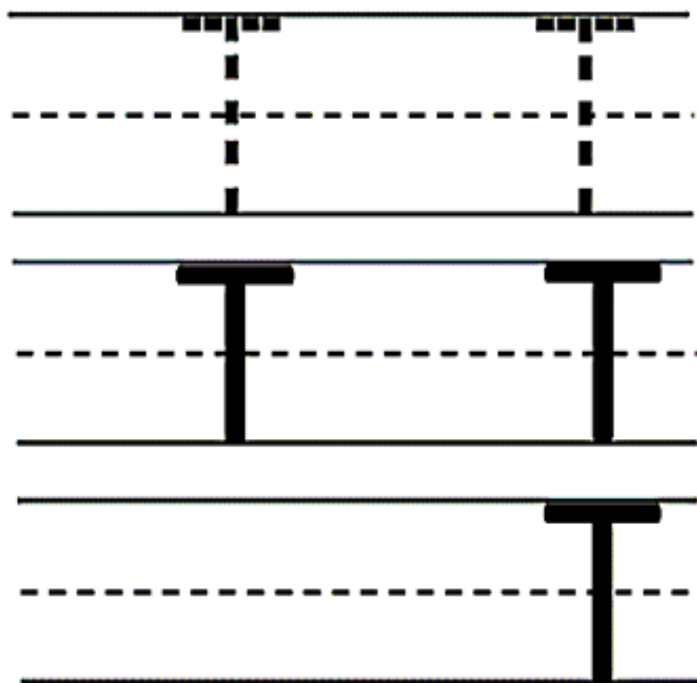
S



estudiandoconmama.com

Blank handwriting practice lines consisting of three rows of solid top and bottom lines with a dashed middle line.

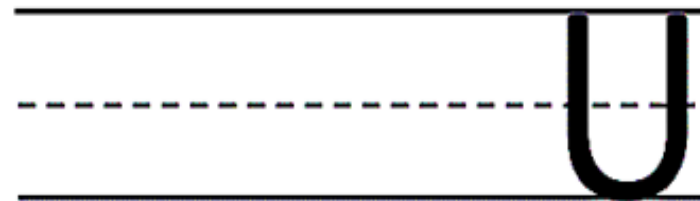
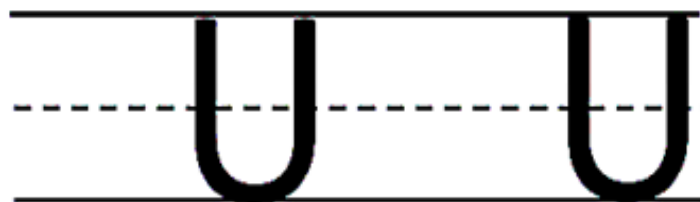
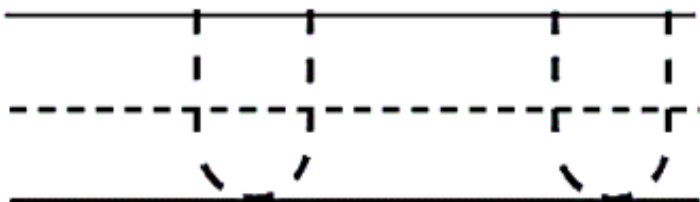
Letter Writing



estudiandoconmama.com

Blank handwriting lines for practice, consisting of three sets of lines (top solid, middle dashed, bottom solid).

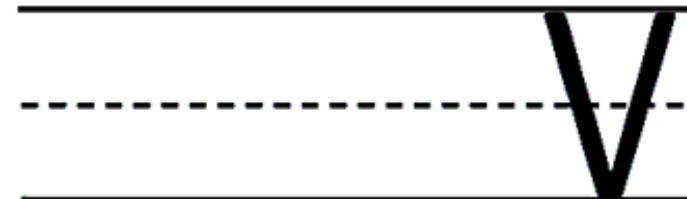
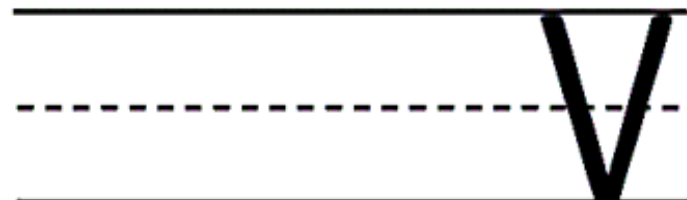
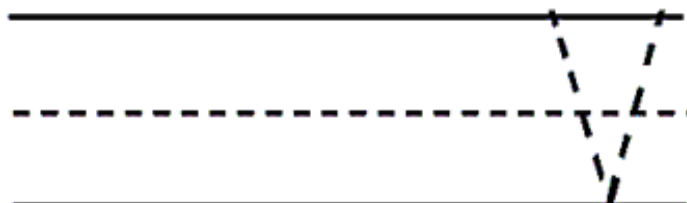
Letter Writing



estudiandoconmama.com

Blank handwriting lines for independent practice, consisting of four sets of three horizontal lines (top, dashed middle, bottom).



Letter Writing



estudiandoconmama.com

Blank handwriting lines for practice, consisting of four sets of three horizontal lines (top, middle dashed, bottom).

Letter Writing



estudiandoconmama.com

Letter Writing

Letter Writing

Handwriting practice area for the letter 'Y'. It includes three rows of dashed 'Y's for tracing on a four-line grid, followed by three rows of solid 'Y's for tracing. To the right is a colorful illustration of a cruise ship on blue waves. Below the tracing rows are three sets of blank four-line grids for independent practice. A vertical watermark 'estudiandoconmama.com' is visible on the right side of the tracing rows.

Letter Writing

Handwriting practice area for the letter 'Z'. It features three rows of handwriting lines (top solid, middle dashed, bottom solid). The first row contains two dashed 'Z' characters for tracing. The second row contains two solid 'Z' characters. The third row contains one solid 'Z' character. To the right of the letters is a black and white illustration of a zebra. A vertical watermark 'estudiandoconmama.com' is positioned between the letters and the zebra. Below the handwriting lines are several more rows of empty handwriting lines for independent practice.