





# Alphabet Tracing - Worksheet

© Copyright [www.estudiandoconmama.com](http://www.estudiandoconmama.com)

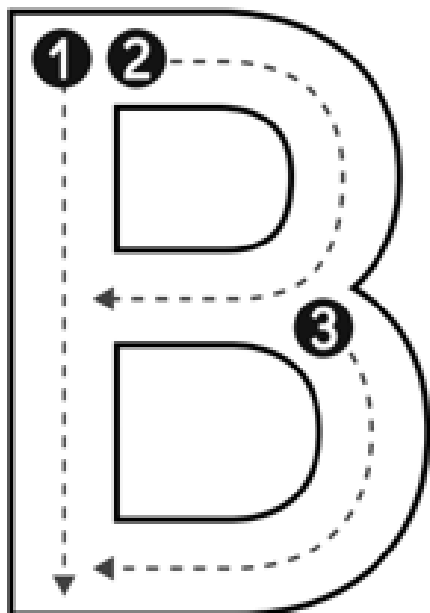
# Trace the letter Aa



estudiandoconmama.com



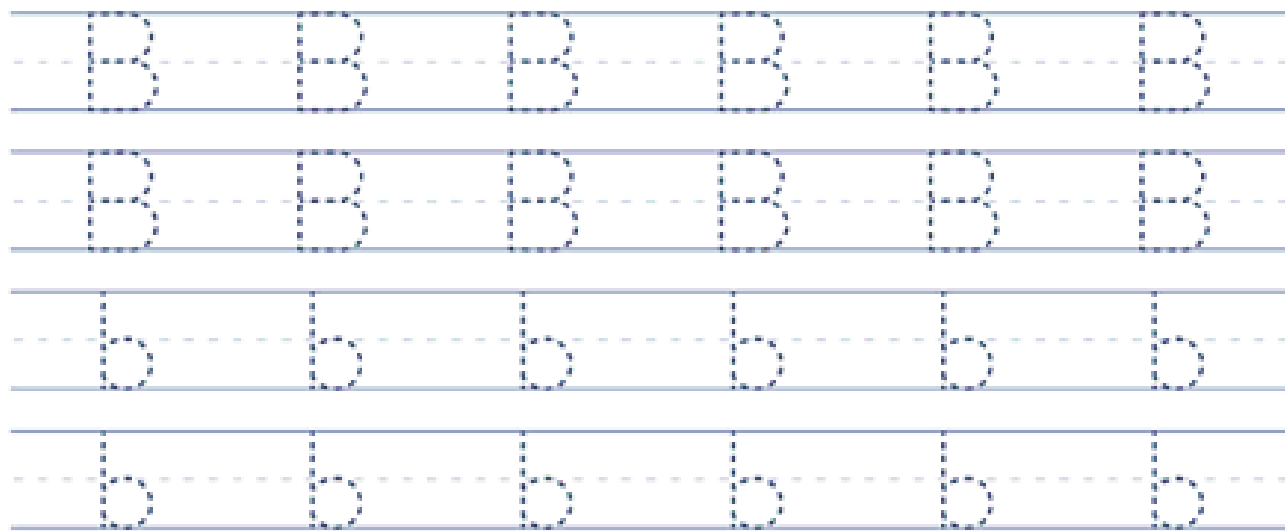
# Trace the letter Bb




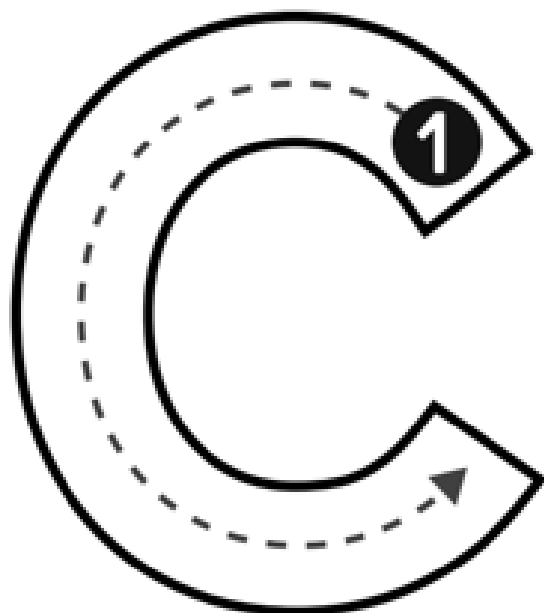
B b ball

B b ball

[estudiandoconmama.com](http://estudiandoconmama.com)



# Trace the letter Cc



C c cat

C c cat

estudiandoconmama.com

Tracing practice lines for uppercase C and lowercase c. Each row contains six dashed letters for tracing on a set of three horizontal lines (top, middle, bottom).


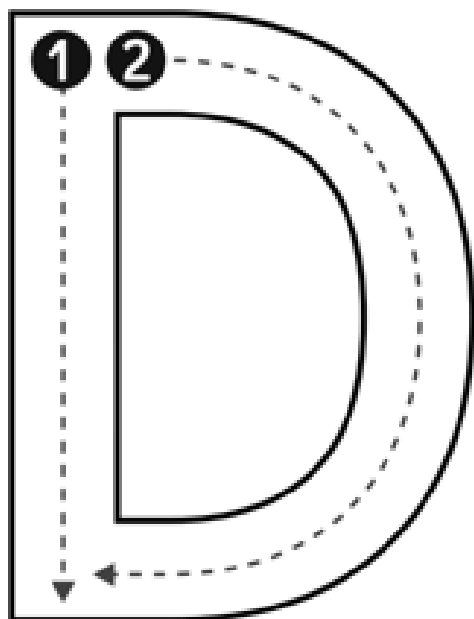
Row 1: C C C C C C

Row 2: C C C C C C

Row 3: c c c c c c

Row 4: c c c c c c


# Trace the letter Dd



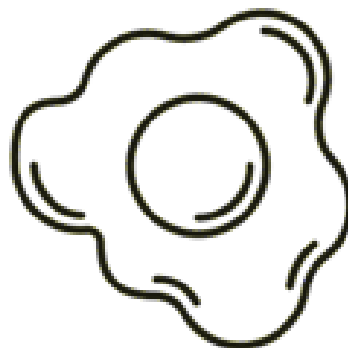
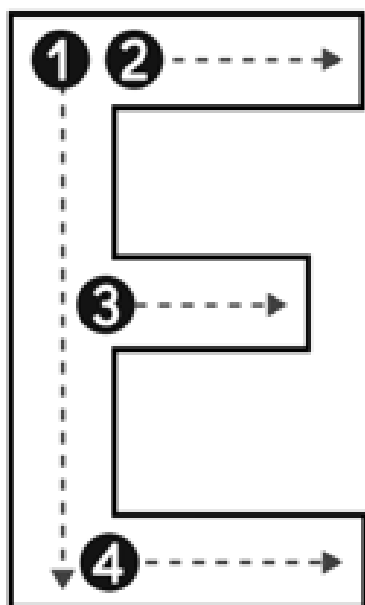
D d dog

D b dog

[estudiandoconmama.com](http://estudiandoconmama.com)





# Trace the letter Ee




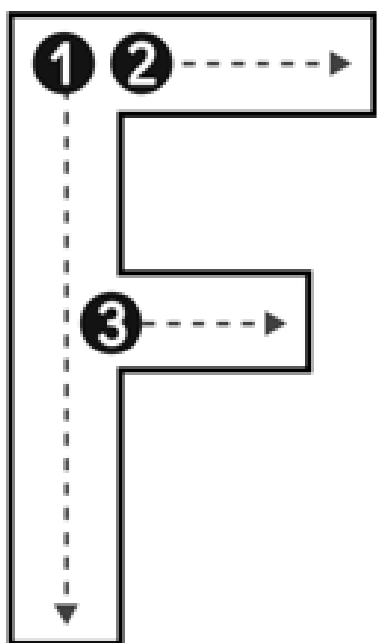
E e egg

E e egg

[estudiandoconmama.com](http://estudiandoconmama.com)



# Trace the letter Ff



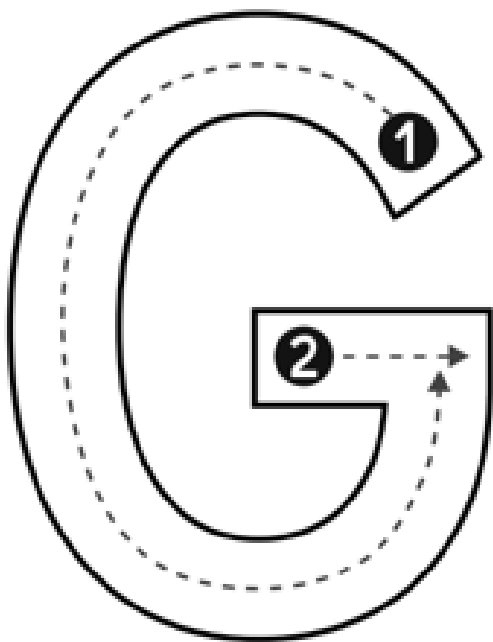
F f fish

F f fish

[estudiandoconmama.com](http://estudiandoconmama.com)

Handwriting practice lines for the letter Ff. Each row contains six dashed letters for tracing. The first row contains five uppercase 'F's and one lowercase 'f'. The second row contains five uppercase 'F's and one lowercase 'f'. The third row contains five lowercase 'f's. The fourth row contains five lowercase 'f's.

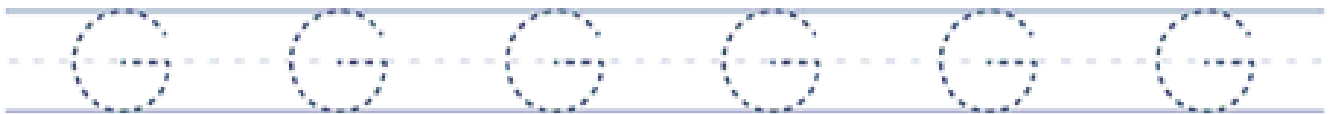
# Trace the letter Gg



G g grass

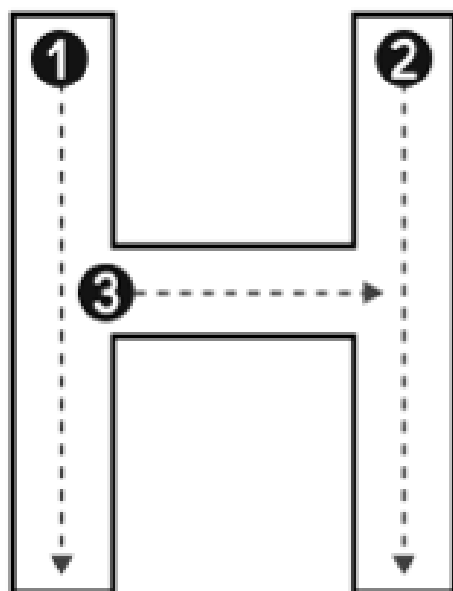
G g grass

[estudiandoconmama.com](http://estudiandoconmama.com)





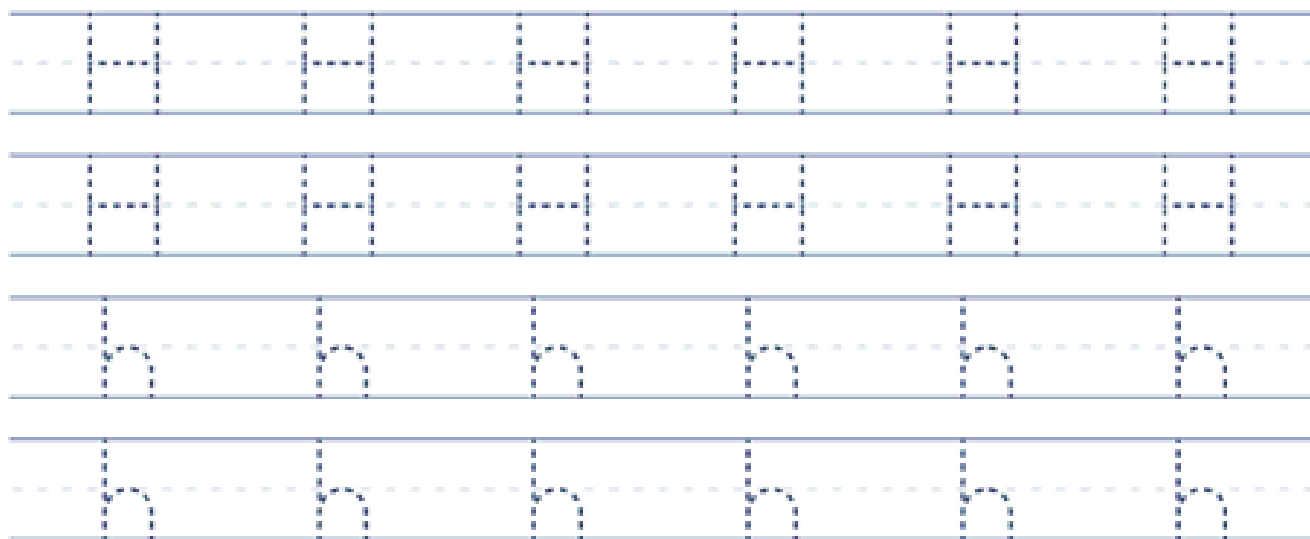
# Trace the letter Hh



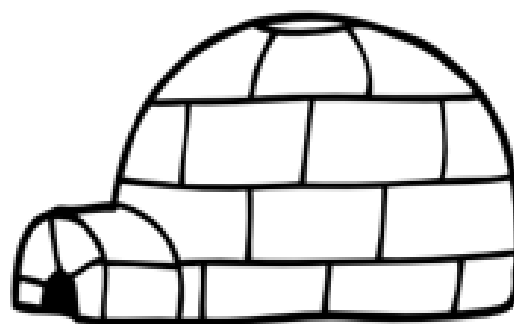
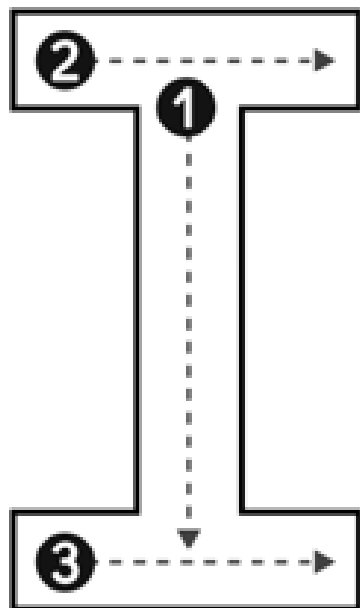
H h house

H h house

[estudiandoconmama.com](http://estudiandoconmama.com)



# Trace the letter Ii



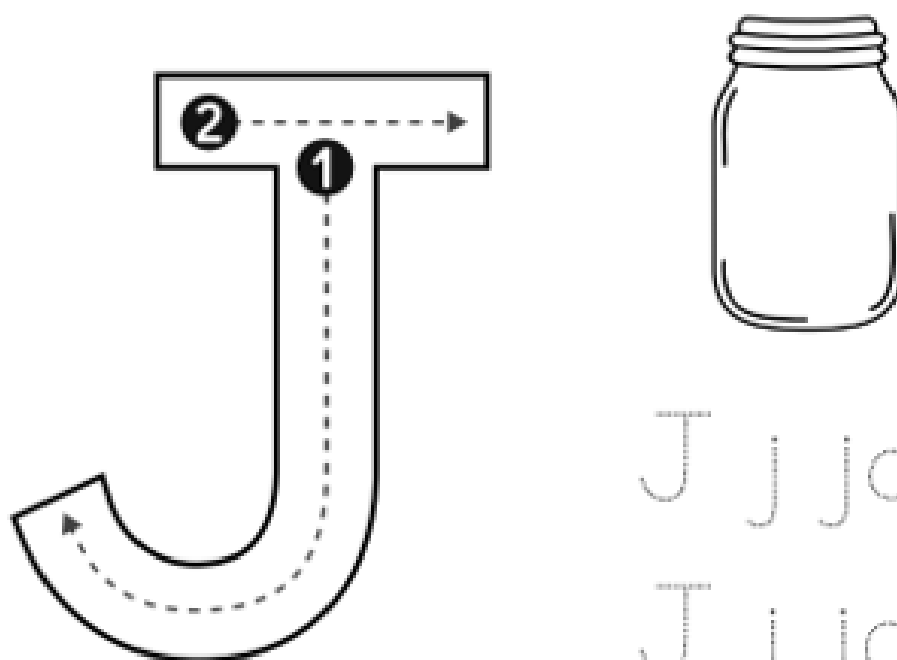
I i igloo

I i igloo

estudiandoconmama.com

Tracing practice lines for the letter 'I'. Each row consists of a solid top line, a dashed middle line, and a solid bottom line. The first two rows contain dashed uppercase 'I's for tracing. The last two rows contain dashed lowercase 'i's for tracing.

# Trace the letter Jj




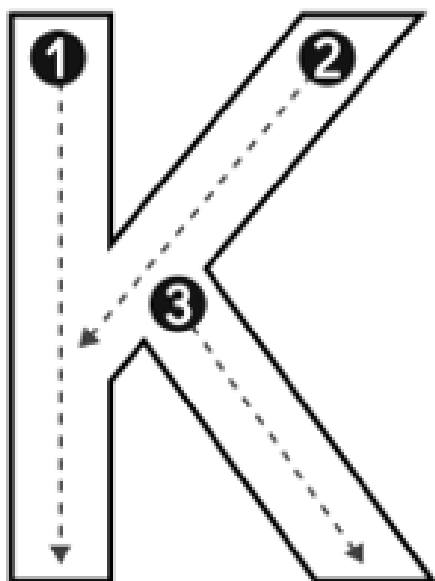
J j jar

J j jar

estudiandoconmama.com



# Trace the letter Kk



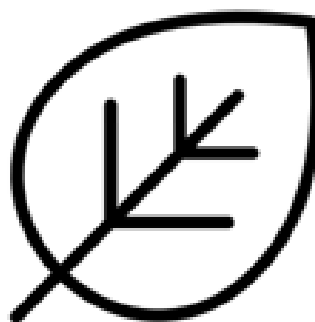
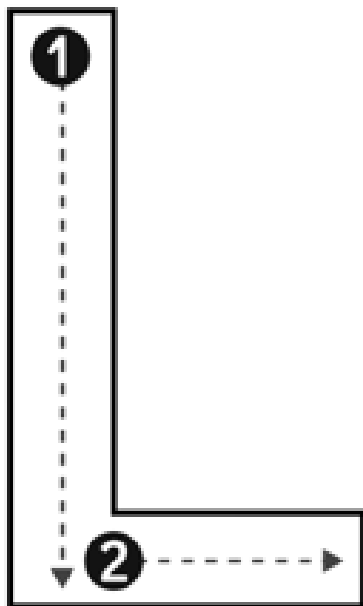
K k key

K k key

[estudiandoconmama.com](http://estudiandoconmama.com)

Tracing practice lines for the letter Kk. Each line consists of a solid top line, a dashed middle line, and a solid bottom line. The first row contains six uppercase 'K's. The second row contains six uppercase 'K's. The third row contains six lowercase 'k's. The fourth row contains six lowercase 'k's.

# Trace the letter Ll



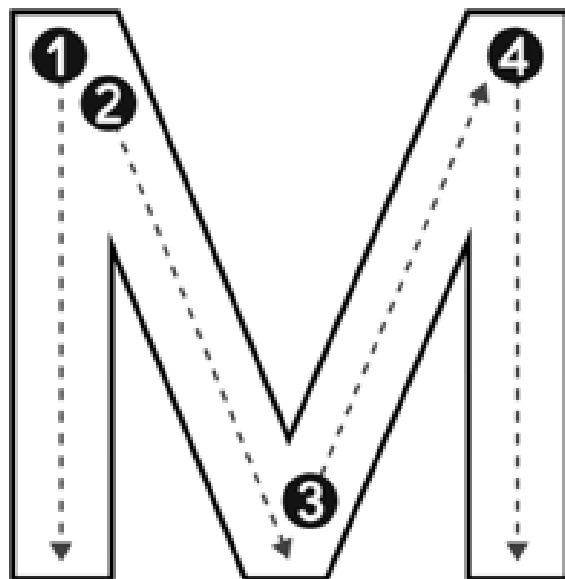
L | leaf

L | leaf

estudiandoconmama.com

Handwriting practice lines consisting of five rows. Each row has a solid top line, a dashed middle line, and a solid bottom line. Vertical dashed lines divide each row into six columns.

# Trace the letter Mm



M m man

M m man

[estudiandoconmama.com](http://estudiandoconmama.com)


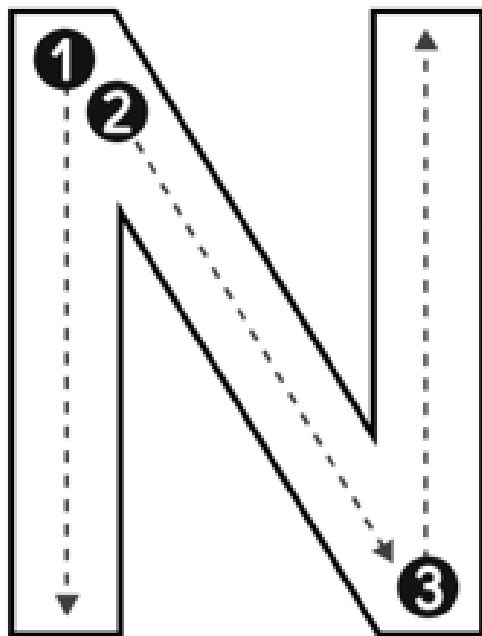
M M M M M M

M M M M M M

m m m m m m

m m m m m m


# Trace the letter Nn




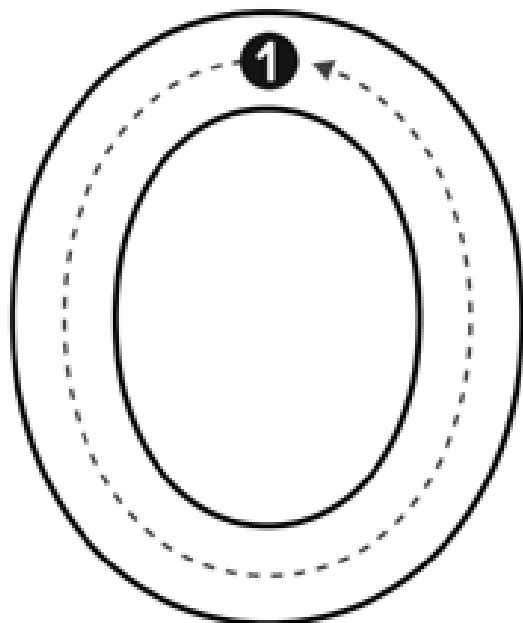
N n net

N n net

[estudiandoconmama.com](http://estudiandoconmama.com)



# Trace the letter Oo



O o owl


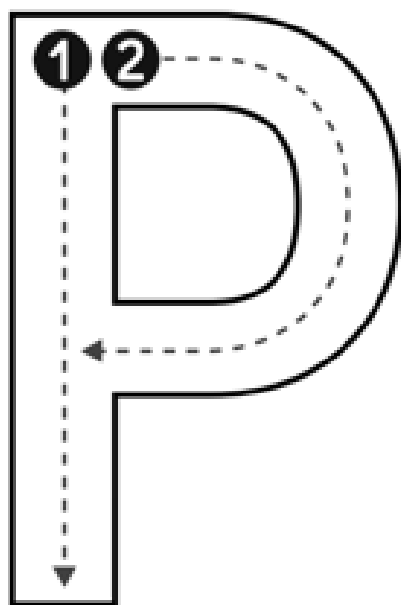
O o owl

[estudiandoconmama.com](http://estudiandoconmama.com)





# Trace the letter Pp



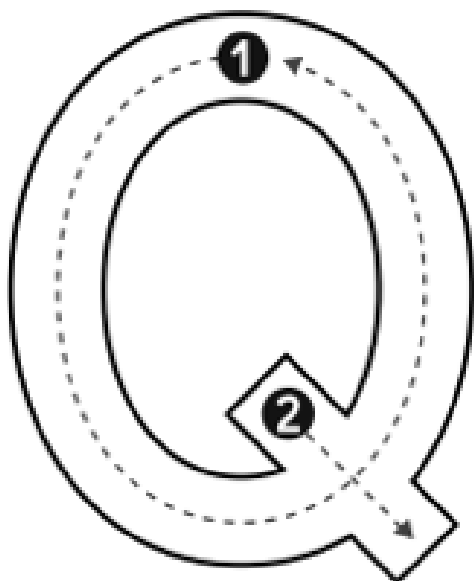
P p pig

P p pig

estudiandoconmama.com



# Trace the letter Qq



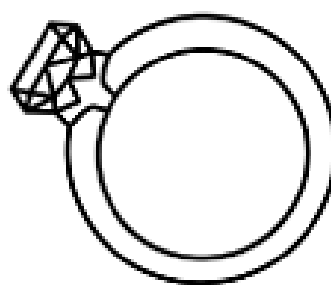
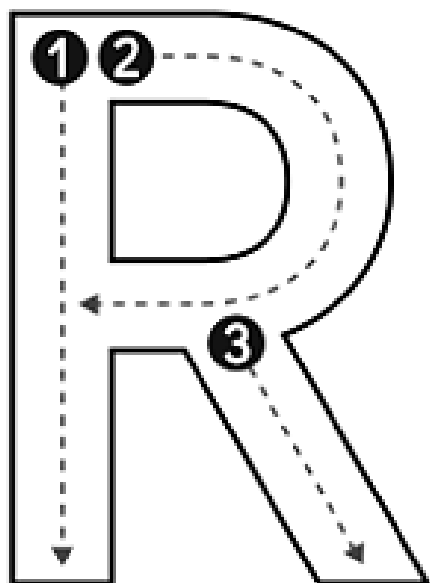
Q q queen

Q q queen

estudiandoconmama.com



# Trace the letter Rr




R r ring

R r ring

[estudiandoconmama.com](http://estudiandoconmama.com)

Tracing practice lines for the letter Rr. The first two rows contain six dashed uppercase 'R's on a set of three horizontal lines. The next two rows contain six dashed lowercase 'r's on a set of three horizontal lines.

# Trace the letter Ss




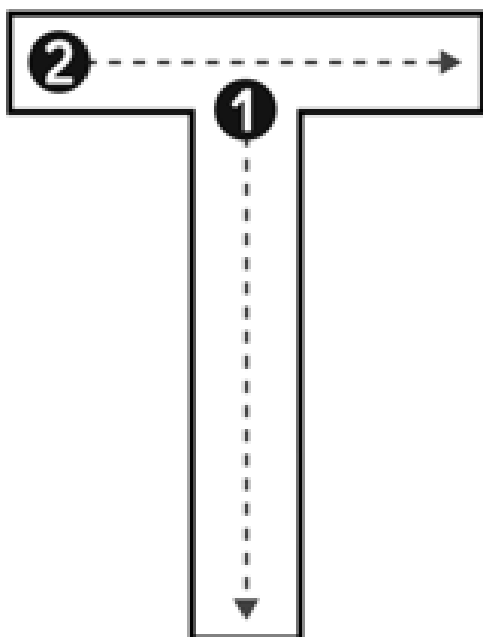
S s star

S s star

estudiandoconmama.com



# Trace the letter Tt



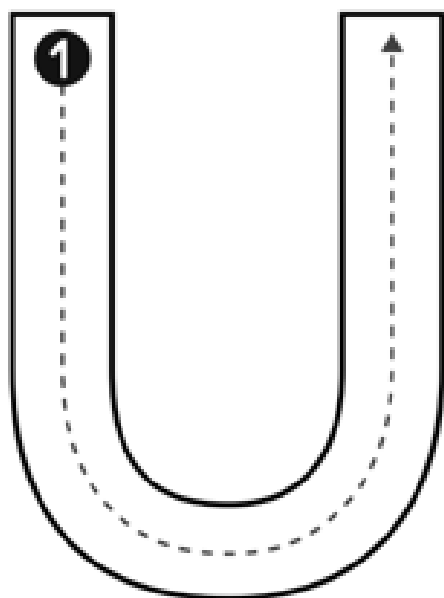
T + tree

T + tree

[estudiandoconmama.com](http://estudiandoconmama.com)

Handwriting practice lines for the letter 'T'. Each row consists of a solid top line, a dashed middle line, and a solid bottom line. The first row contains six dashed uppercase 'T's for tracing. The second row contains six dashed lowercase 't's for tracing. The third and fourth rows each contain six dashed uppercase 'T's for tracing.

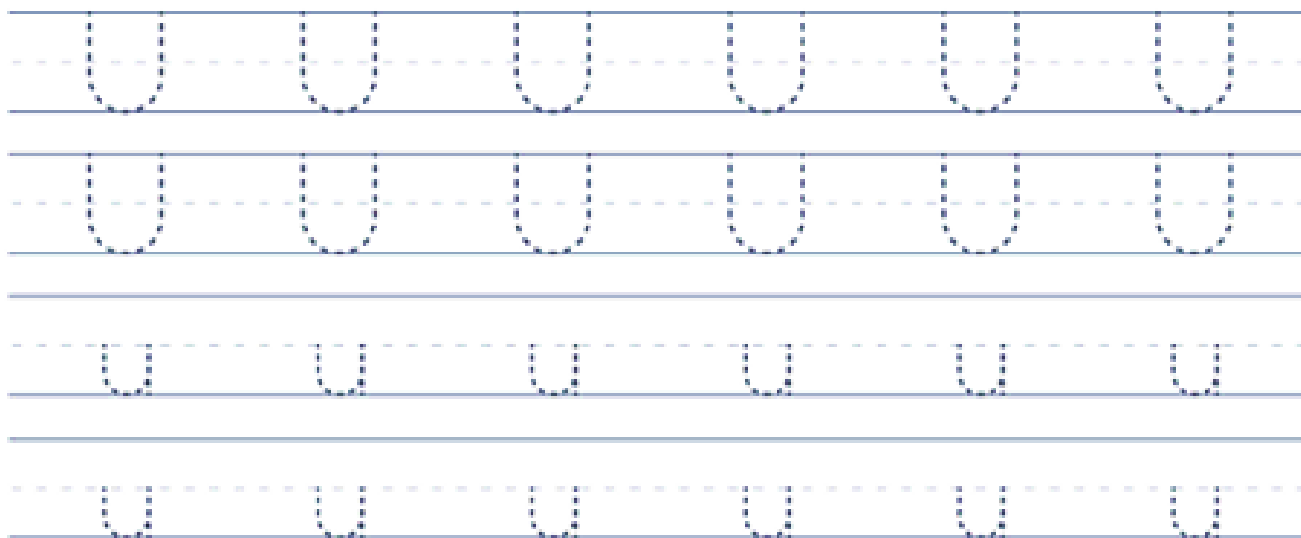
# Trace the letter Uu




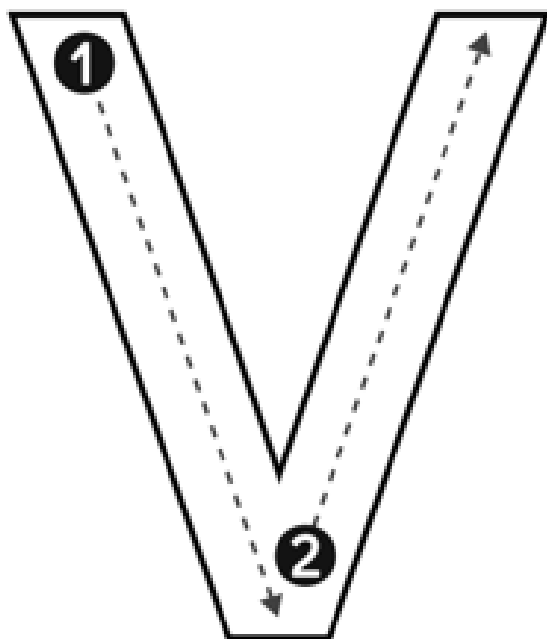
U u unicorn

U u unicorn

[estudiandoconmama.com](http://estudiandoconmama.com)




# Trace the letter Vv





V v van

V v van

estudiandoconmama.com



# Trace the letter Ww



W w wings

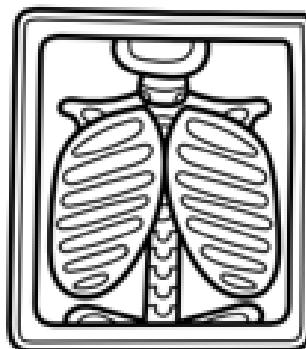
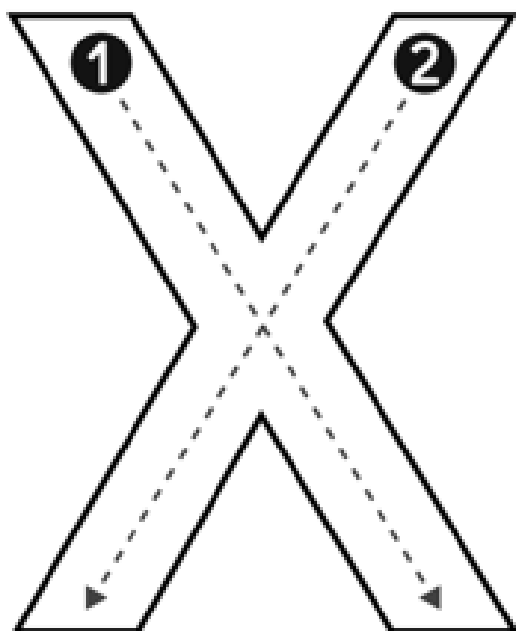
W w wings

[estudiandoconmama.com](http://estudiandoconmama.com)





# Trace the letter Xx




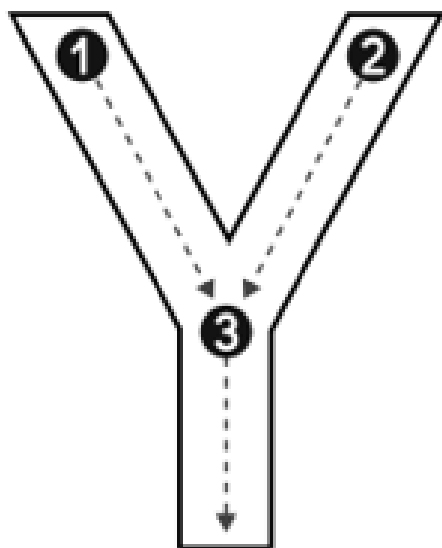
X x xray

X x xray

estudiandoconmama.com



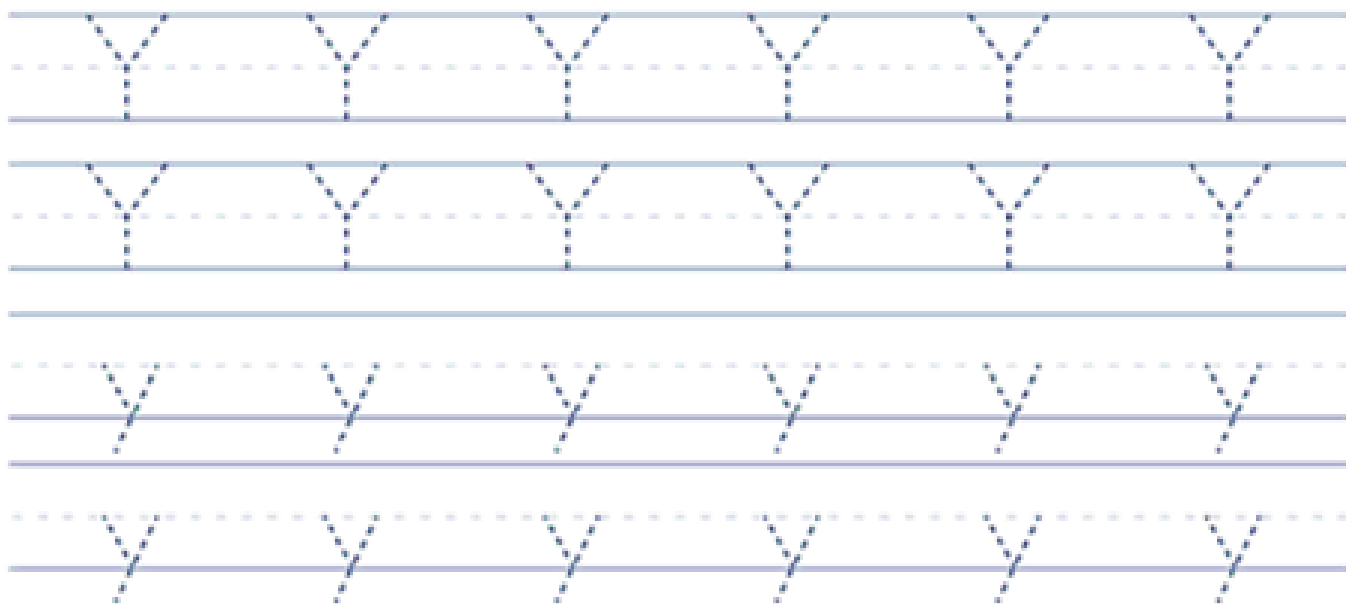
# Trace the letter Yy



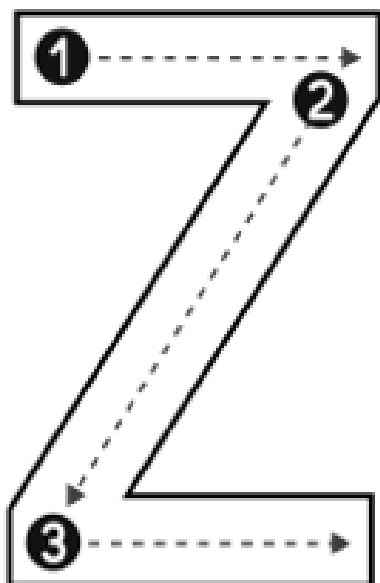
Y y yacht

Y y yacht

[estudiandoconmama.com](http://estudiandoconmama.com)



# Trace the letter Zz



Z z zebra

Z z zebra

estudiandoconmama.com

